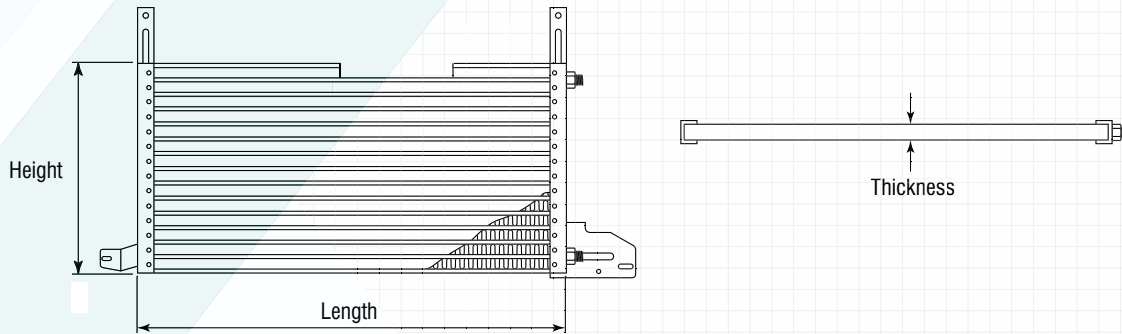


Condenser Technical Information

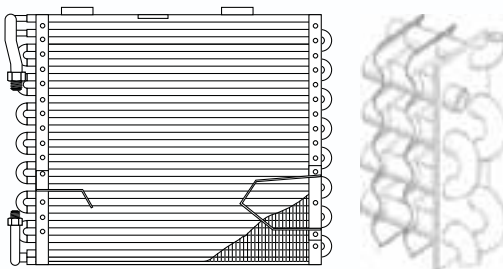
Condenser Dimensions

When measuring a condenser to be replaced, take the measurements of the core only. Do not include the fittings, brackets and overhanging pipe work in the dimensions. This will reflect the dimensions listed within this catalogue and ensure a correct replacement is made.

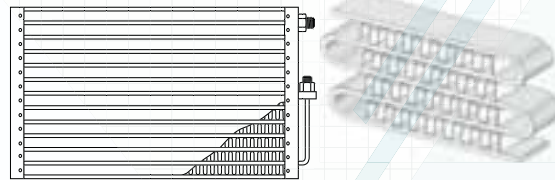


***Condenser measurements are nominal and may vary slightly**

Condenser Types

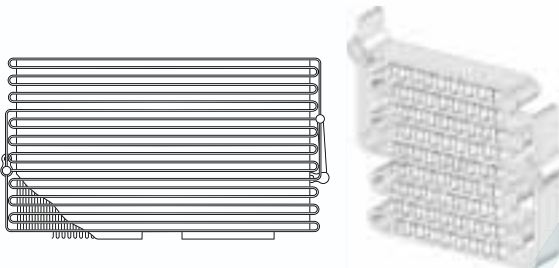


1. Tube & Fin - The tube & fin condenser is made from a single length of round tube, usually copper, with aluminium finning to enable easy dissipation of heat from the condenser.

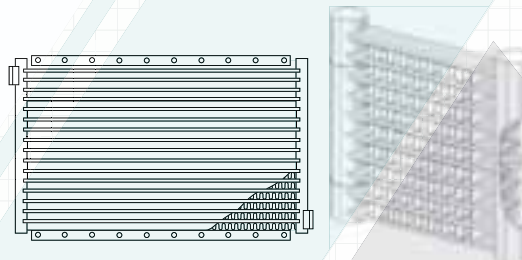


2. Serpentine or Modine - This type of condenser is created by using a flat aluminium tube with multiple sections, which weave their way back and forth down the condenser. Each pass is separated by aluminium finning which allows an efficient dissipation of heat from the condenser.

3. High Performance - Similar in construction to the serpentine condenser but has a greater number of passes over the same depth.



4. Multi-flow - Although similar in appearance to the serpentine style of condenser, the multi-flow condenser is constructed in such a way as to allow the refrigerant to flow into multiple serpentine style sections. This allows the whole condenser to receive refrigerant more effectively, thus improving the rate at which the heat is dissipated.



5. Parallel flow - The parallel flow condenser is constructed in such a way as to allow the refrigerant to flow into multiple horizontal tubes. This allows approximately one third of the condenser to receive refrigerant simultaneously, thus improving the rate at which the heat is dissipated.